

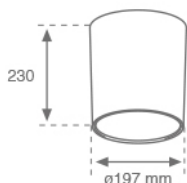
K31SF4020OP830NRB




KOMBIC 200 SF 4000 IP20 WW OPAL BR/BK

Description:

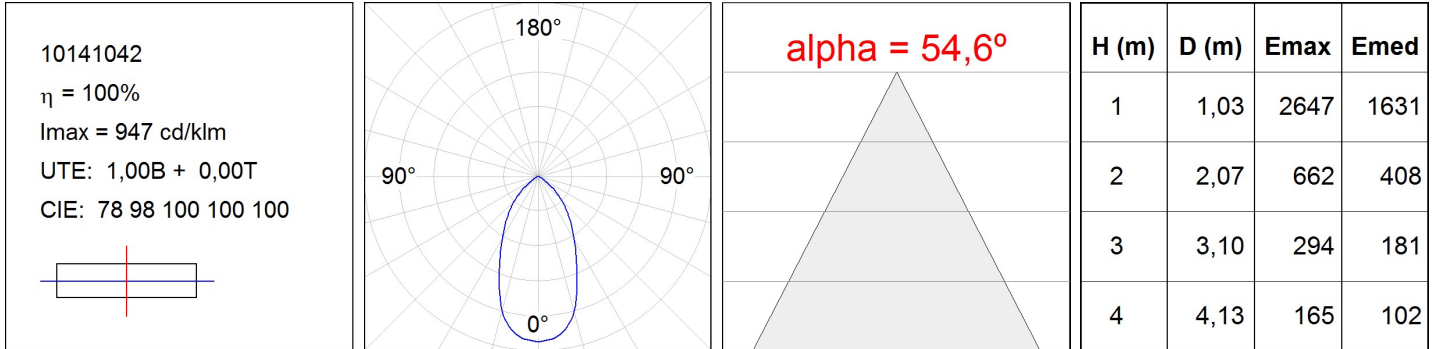
Suspended or ceiling mounting Downlight model KOMBIC 200 SF 4000 IP20 WW OPAL BR/BK, LAMP brand. Made of black colour injected polycarbonate with shiny metallized reflector and interior diffuser made of opal methacrylate. Passive dissipation for a proper thermal management. Model for MID POWER LED with warm white temperature and control gear included. Insulation class II. Photobiological safety group 0.

Finish: Matte black RAL 9011**Weight:** 2.262 g**IEE :** A+**Installation:** Surface**TECHNICAL SPECIFICATIONS:**

Light output:	2.800 lm	°K :	3000
Plum:	25.8W	CRI :	80
Efficacy:	108,5 lm/w	MacAdam:	3
Type:	MID POWER TRIDONIC	Alimentación:	220-240V 50/60Hz
LED Lifetime:	50.000 L80 B10	Gear:	Electronic
Power:	24W		


**CUSTOM MADE OPTIONS:**

PHOTOMETRIC DATA :



ACCESORIES :

Assembly



Product code: K3SUCOW
Description: KOMBIC 200 SF ACC. COVER

ACCESORIES :

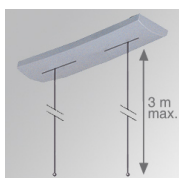
Suspension



Product code: SUCARG0100G
Description: ACC. ELECMEC RIGID SUSP 100MM GR.
SUCARG0250G ACC. ELECMEC RIGID SUSP 250MM GR.
SUCARG0500G ACC. ELECMEC RIGID SUSP 500MM GR.
SUCARG1000G ACC. ELECMEC RIGID SUSP 1000MM GR.



Product code: SUCARG0100W
Description: ACC. ELECMEC RIGID SUSP 100MM WH.
SUCARG0250W ACC. ELECMEC RIGID SUSP 250MM WH.
SUCARG0500W ACC. ELECMEC RIGID SUSP 500MM WH.
SUCARG1000W ACC. ELECMEC RIGID SUSP 1000MM WH.



Product code: SUEM2W3000NG
Description: ACC. DB ELECMEC SUSP GR.



Product code: SUEM2W3000NW
Description: ACC. DB ELECMEC SUSP WH.